
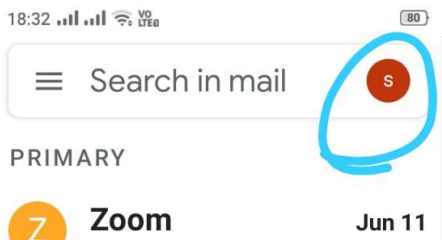


Steps to Login to your Gmail account from Mobile:

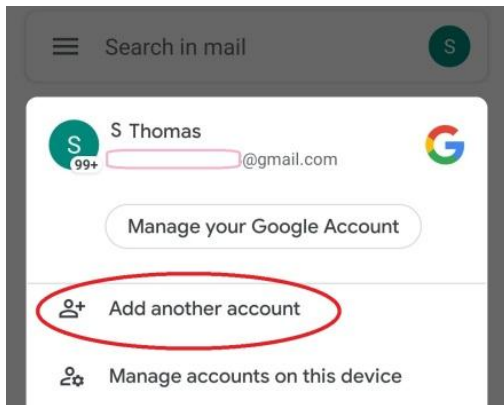
1) Click on Gmail icon



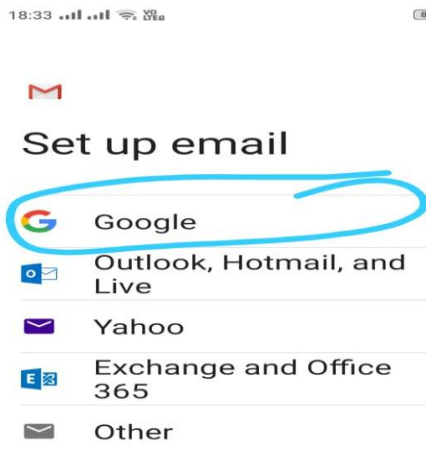
2) In your existing Gmail account, click your Account in the right hand corner.



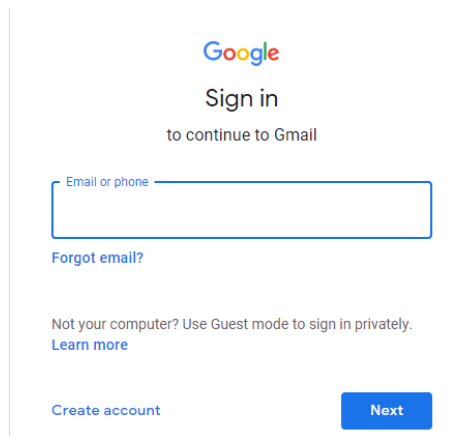
3) Click Add another account.



4) Select Google



4) Enter the login id provided by the school & Click Next



Google

Sign in
to continue to Gmail

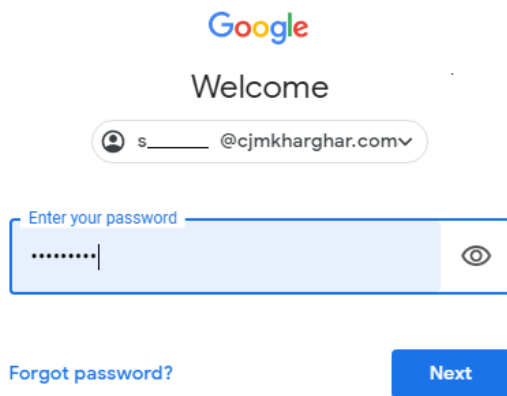
Email or phone

[Forgot email?](#)

Not your computer? Use Guest mode to sign in privately.
[Learn more](#)

[Create account](#) [Next](#)

5) Enter the Password provided by the school & Click Next



Google

Welcome

s_____ @cjmkharghar.com

Enter your password

.....

[Forgot password?](#) [Next](#)

Note :

Each time you check your Gmail account, Select your School Gmail account by from the top right corner.

